

Words Around the Room


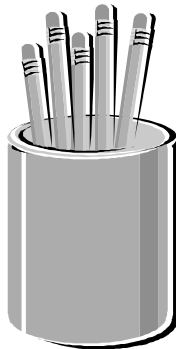

Purpose: Students will understand that printed materials provide information.

Materials: index cards, markers, tape, paper, pencils, crayons, three empty shoeboxes

Pre-Activity Preparation: Fill one empty box with markers, another with pencils, and a third with crayons.

Activity:

1. Write the words *markers*, *pencils*, and *crayons* on separate index cards.
2. Have students read the word *markers*. Spell the word *markers*. Choose a student to tape the index card with the word *markers* on it to the shoebox containing markers. Continue reading, and spelling the words. Choose students to place the appropriate labels on the shoeboxes containing the pencils and crayons.
3. Each day review the words already on items, and add more labels to the classroom in appropriate places.
4. Suggest that students label items at home. Send a letter to parents to let them know what is being done at school and encourage them to continue the labeling exercise at home.



You can record an individual student's understanding of this activity by checking the appropriate column for level of mastery and noting the date on which the activity took place.

Student's Name	<u>Developed</u> ***	<u>Developing</u> **	<u>Minimal</u> *	Date

- *** Student understands that printed material provides information.
- ** Student has some understanding that printed material provides information.
- * Student does not understand that printed material provides information.