

# Print Awareness - A

Name: \_\_\_\_\_

Circle the box that has a letter in it.



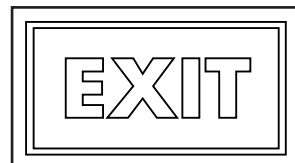

1

Circle the box that has a word in it.



2

Circle the box that has a stop sign in it.





3

Circle the box that has a sentence in it.



4

Circle the box that has a sign that means no taking pictures allowed.



5

# Print Awareness - A

## Teacher Directions

**Say:** I am going to ask you to find things I name. Put your finger on the hand.

*Make sure each student is in the correct place.*

**Say:** Look at the three boxes in the row next to the hand. Circle the box that has a **letter** in it.

**Say:** Put your finger on the pencil. Look at the three boxes in the row next to the pencil. Circle the box that has a **word** in it.

**Say:** Put your finger on the star. Look at the boxes in this row. Circle the box that has a **stop sign** in it.

**Say:** Put your finger on the key. Look at the boxes in this row. Circle the box that has a **sentence** in it.

**Say:** Put your finger on the scissors. Look at the boxes in this row. Circle the box that has a sign that means **No taking pictures allowed**.

PRINT AWARENESS - A	
1.	3rd box
2.	2nd box
3.	1st box
4.	2nd box
5.	2nd box