
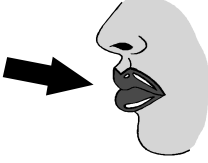









Ending Digraphs - A

Circle the word that has the same ending sound as the picture.

Name: _____

Sample		stick	sing	hard	with
1		touch	drift	hard	math
2		check	thing	cord	push
3		sock	craft	talk	long
4		lift	chalk	ring	wish
5		lunch	raft	strong	path
6		luck	lung	bush	moth
7		beach	walk	sing	wash
8		lift	mile	dime	sick

Ending Digraphs - A: Teacher Directions

Read the directions below aloud and help students complete the sample.

Say: You are going to be listening to words that end with certain sounds. I will say a word that names a picture. You will circle the word that ends with the same ending sound as the word that names the picture. First we will do one together.

Put your finger on the picture of the **duck**. Look at the words in this row. Circle the word that ends with the sound that you hear at the end of the word **duck**.

Give the students time to select their answers and fill in the circles.

Say: The words **stick** and **duck** end with the same sound. Circle the word **stick**.

1. Put your finger on the picture of the **mouth**. Circle the word that ends with the sound that you hear at the end of the word **mouth**.
2. Put your finger on the picture of the **clock**. Circle the word that ends with the sound that you hear at the end of the word **clock**.
3. Put your finger on the picture of the **string**. Circle the word that ends with the sound that you hear at the end of the word **string**.
4. Put your finger on the picture of the **trash**. Circle the word that ends with the sound that you hear at the end of the word **trash**.
5. Put your finger on the picture of the **swing**. Circle the word that ends with the sound that you hear at the end of the word **swing**.
6. Put your finger on the picture of the **rock**. Circle the word that ends with the sound that you hear at the end of the word **rock**.
7. Put your finger on the picture of the **sandwich**. Circle the word that ends with the sound that you hear at the end of the word **sandwich**.
8. Put your finger on the picture of the **sock**. Circle the word that ends with the sound that you hear at the end of the word **sock**.

ENDING DIGRAPHS - A	
1. math	5. strong
2. check	6. luck
3. long	7. beach
4. wish	8. sick