










Ending Blends

Circle the word that ends with the same group of sounds as the picture the teacher names.

Name: _____

Sample		chick	left	self	drink
1		start	fact	hint	most
2		sight	bolt	went	lost
3		left	rent	sent	mast
4		old	cord	bend	hand
5		soft	best	sent	dart
6		calm	feel	sand	cone
7		lunch	wing	wink	barn
8		front	lift	belt	pat

Ending Blends: Teacher Directions

Read the directions below aloud and help students complete the sample.

Say: You are going to listen for ending sounds in words. Listen carefully because many of the words end in more than one sound. Fill in the circle under the word that ends with the same group of sounds that you hear at the end of the word that names the picture. First we will do one together.

Put your finger on the picture of the **wolf**. At the end of the word **wolf**, you hear the sounds of the letter **l** and the letter **f**. The letters blend together in a group to make the sound **/lf/**. Fill in the circle under the word in this row that ends with the same sounds that you hear at the end of the word **wolf**.

Give the students time to select their answers and fill in the circles.

Say: The words **self** and **wolf** both end in the sounds of **/ll** and **/fl**. You should fill in the circle under the word **self**.

1. Put your finger on the picture of the **tent**. Circle the word that ends with the same group of sounds that you hear at the end of the word **tent**.
2. Put your finger on the picture of the **salt**. Circle the word that ends with the same group of sounds that you hear at the end of the word **salt**.
3. Put your finger on the picture of the **raft**. Circle the word that ends with the same group of sounds that you hear at the end of the word **raft**.
4. Put your finger on the picture of the **child**. Circle the word that ends with the same group of sounds that you hear at the end of the word **child**.
5. Put your finger on the picture of the **ant**. Circle the word that ends with the same group of sounds that you hear at the end of the word **ant**.
6. Put your finger on the picture of the **film**. Circle the word that ends with the same group of sounds that you hear at the end of the word **film**.
7. Put your finger on the picture of the **corn**. Circle the word that ends with the same group of sounds that you hear at the end of the word **corn**.
8. Put your finger on the picture of the **paint**. Circle the word that ends with the same group of sounds that you hear at the end of the word **paint**.

ENDING BLENDS	
1. hint	5. sent
2. bolt	6. calm
3. left	7. barn
4. old	8. front