

Rhymes - B

Teacher Directions

[Sample]

Say: Now we are going to listen to words that rhyme. Rhyming words end the same, like *fox* and *box* or *bear* and *hair*. Put your finger on the **bat**. Next to the **bat** you see pictures of a **bowl**, a **fire**, and a **cat**. Circle the picture that rhymes with **bat**.

Pause while students mark their answers.

Show students the picture of the cat.

Say: **Cat** and **bat** rhyme. The picture of the **cat** should be circled. Now you will do some on your own.

[1]

Say: Put your finger on the **pear**. Next to the **pear** you see pictures of **hair**, a **pot**, and an **owl**. Circle the picture that rhymes with **pear**.

[2]

Say: Put your finger on the **goat**. Next to the **goat** you see pictures of a **door**, a **gift**, and a **boat**. Circle the picture that rhymes with **goat**.

[3]

Say: Put your finger on the **glass**. Next to the **glass** you see pictures of **glue**, **grass**, and a **mouth**. Circle the picture that rhymes with **glass**.

[4]

Say: Put your finger on the **plants**. Next to the **plants** you see pictures of **pants**, a **car**, and a **brush**. Circle the picture that rhymes with **plants**.

[5]

Say: Put your finger on the **deer**. Next to the **deer** you see pictures of a **doll**, an **ear**, and a **cup**. Circle the picture that rhymes with **deer**.

RHYMES - B	
1.	hair
2.	boat
3.	grass
4.	pants
5.	ear



Rhymes - B

Name: _____



Sample



1


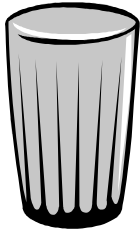


2

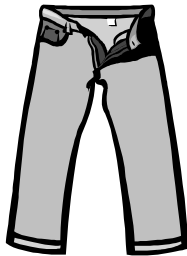


Rhymes - B

3



4



5

