

Rhymes - A

Teacher Directions

[Sample]

Say: Now we are going to listen to words that rhyme. Rhyming words end the same, like *fox* and *box* or *bear* and *hair*. Put your finger on the **bat**. Next to the **bat** you see pictures of a **bowl**, a **fire**, and a **cat**. Circle the picture that rhymes with **bat**.

Pause while students mark their answers.

Show students the picture of the cat.

Say: **Cat** and **bat** rhyme. The picture of the **cat** should be circled. Now you will do some on your own.

[1]

Say: Put your finger on the **rocks**. Next to the **rocks** you see pictures of **rugs**, **blocks**, and **pigs**. Circle the picture that rhymes with **rocks**.

[2]

Say: Put your finger on the **toy**. Next to the **toy** you see pictures of a **boy**, **tools**, and a **jet**. Circle the picture that rhymes with **toy**.

[3]

Say: Put your finger on the **corn**. Next to the **corn** you see pictures of a **horse**, a **horn**, and a **hat**. Circle the picture that rhymes with **corn**.

[4]

Say: Put your finger on the **dog**. Next to the **dog** you see pictures of a **pot**, a **bike**, and a **log**. Circle the picture that rhymes with **dog**.

[5]

Say: Put your finger on the **grape**. Next to the **grape** you see pictures of a **snake**, a **dress**, and **tape**. Circle the picture that rhymes with **grape**.

RHYMES - A	
1.	blocks
2.	boy
3.	horn
4.	log
5.	tape



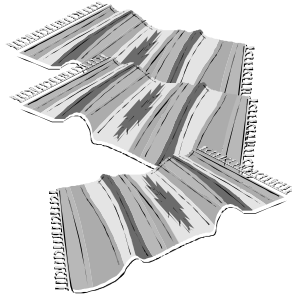

Rhymes - A

Name: _____

Sample



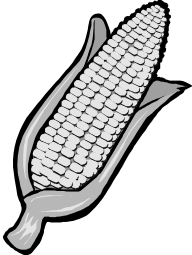







1



2



Rhymes - A

3		  
4		  
5	