






r-Controlled Vowels

Mark the word with the same vowel sound as the picture.

Name: _____

Sample					
1	 horse	no <input type="radio"/>	your <input type="radio"/>	house <input type="radio"/>	where <input type="radio"/>
2	 first	hurt <input type="radio"/>	car <input type="radio"/>	fan <input type="radio"/>	fire <input type="radio"/>
3	 park	drink <input type="radio"/>	dark <input type="radio"/>	don't <input type="radio"/>	duck <input type="radio"/>
4	 bear	big <input type="radio"/>	chair <input type="radio"/>	bee <input type="radio"/>	free <input type="radio"/>
4	 shark	wash <input type="radio"/>	art <input type="radio"/>	can <input type="radio"/>	she <input type="radio"/>

r-Controlled Vowels: Teacher Directions

Say: We are going to find words that have the same vowel sound. We will do the sample together. Look at the picture of the **horse** at the top of the page. Then look at the four words after the picture. Find the word that has the same vowel sound as the word **horse**.

Call on a student and encourage a reply.

Say: That's right. You should mark the circle next to the second word because **your** has the same vowel sound as **horse**.

Now you will do some more on your own. Look at each picture. Then read the four words after the picture. Mark the circle next to the word that makes the same vowel sound as the word that names the picture.

R-CONTROLLED VOWELS
1. hurt
2. dark
3. chair
4. art