

# Ending Sounds - B

## Teacher Directions

[Sample]

**Say:** Now we will listen to sounds at the end of words. First we will do one together. Put your finger on the **fork**. Next to the **fork** you see pictures of a **flower**, a **book**, and a **fish**. Circle the picture that ends with the same sound that you hear at the end of **fork**.

*Pause while students mark their answers.*

*Show students the picture of the **book**.*

**Say:** **Book** and **fork** end with the same /k/ sound. The picture of the **book** should be circled. Now you will do some on your own.

[1]

**Say:** Put your finger on the **cheese**. Next to the **cheese** you see pictures of **eyes**, **bread**, and a **game**. Circle the picture that ends with the same sound that you hear at the end of **cheese**.

[2]

**Say:** Put your finger on the **hen**. Next to the **hen** you see pictures of a **face**, a **moon**, and an **egg**. Circle the picture that ends with the same sound that you hear at the end of **hen**.

[3]

**Say:** Put your finger on the **plant**. Next to the **plant** you see pictures of **grapes**, a **frog**, and a **plate**. Circle the picture that ends with the same sound that you hear at the end of **plant**.

[4]

**Say:** Put your finger on the **clock**. Next to the **clock** you see pictures of a **boot**, a **rake**, and a **fire**. Circle the picture that ends with the same sound that you hear at the end of **clock**.

[5]


**Say:** Put your finger on the **knife**. Next to the **knife** you see pictures of a **sled**, a **fork**, and a **roof**. Circle the picture that ends with the same sound that you hear at the end of **knife**.





ENDING SOUNDS - B	
1.	eyes
2.	moon
3.	plate
4.	rake
5.	roof





# Ending Sounds - B

Name: \_\_\_\_\_









## Sample



1				
---	--	--	---	--

2				
---	---	---	--	---

# Ending Sounds - B

3				
4				
5	